



SERIES 1703

Powerful rotary switches
to 20 (4) A 400 V AC



▶ PAGE
151 – 152

ROCKER SWITCHES

PUSHBUTTON SWITCHES

TOGGLE SWITCHES

SLIDE SWITCHES

ROTARY SWITCHES

FOOT SWITCHES

TACT AND KEY SWITCHES

SNAP-ACTION SWITCHES

MICRO-SIGNAL SWITCHES

SENSORS


ECO

PUSH/DRIVE



SERIES 1703 - POWERFUL ROTARY SWITCHES

TO 20 (4) A 400 V AC



PRODUCT FEATURES

- Creep and air distances greater than 8 mm, therefore suitable for mains and touchable low voltage
- 60° switching angle (1 - 6 switching steps)
- Fastening with thread M3 or bayonet connection
- With mechanical forced opening
- Approval for 400 V

ON REQUEST

- Single to six-pole variant
- Other switching functions and sequences
- Other terminal variants
- Cable assembly
- Customized actuators
- Gold contacts

Mechanical life endurance	3E4
Contact resistance (new condition)	< 100 mOhm (1 A 12 V DC)
Insulation resistance (new condition)	> 100 MOhm (500 V DC)
Proof tracking	400 PTI
Protection type	IP 40
Ambient temperature	terminal side -20 °C ... +100 °C ... +55 °C
Flammability	UL 94 (housing: V-0, spindle: V-2)
Glow wire test temperature	850 °C
Material actuator housing terminals	PA PA glass fiber-reinforced silver plated respectively bare
Plug force of the terminals	≤ 80 N
Approval marks	
Suitable for appliances of protection class II	

ROTARY SWITCHES
 TACT AND KEY SWITCHES
 MICRO-SIGNAL SWITCHES
 SNIP-ACTION SWITCHES
 SENSORS
 ECO
 PUSH/INDRIVE
 TOGGLE SWITCHES
 PUSHBUTTON SWITCHES
 ROCKER SWITCHES




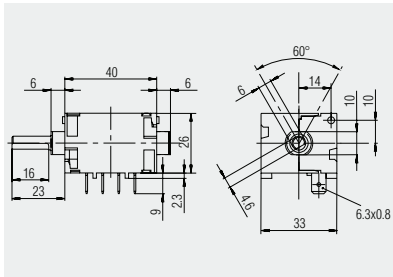
SERIES 1703 - POWERFUL ROTARY SWITCHES

TO 20 (4) A 400 V AC

double-pole	Actuator color / printing	Housing color	20 (4) A 400 V AC 1E4	16 (16) A 250 V AC 5E4	Terminal type	Terminal description	Contact distance (mm)	Contact material	Miscellaneous	Stock version
ON / OFF switch (DPST)										
1703.3201	●	■	○	○		6.3	≥ 3	Ag	1 switching step (60°)	
1703.4001	●	■		○		6.3	≥ 3	Ag	1 switching step (60°)	

three-pole	Actuator color / printing	Housing color	20 (4) A 400 V AC 1E4	16 (16) A 250 V AC 5E4	Terminal type	Terminal description	Contact distance (mm)	Contact material	Miscellaneous	Stock version
Step switch										
1703.4101	●	■		○		6.3	≥ 3	Ag	3 switching positions	





Quick-connect terminal 6.3 x 0.8

Basic type 1703

ROTARY SWITCHES
 PUSHBUTTON SWITCHES
 TOGGLE SWITCHES
 SLIDE SWITCHES
 FOOT SWITCHES
 TACT AND KEY SWITCHES
 SNAP-ACTION SWITCHES
 MICRO-SIGNAL SWITCHES
 SENSORS
 ECO
 PUSH/DRIVE